

Scrubber Battery Maintenance:

ONYX Deep Cycle Batteries are sealed maintenance free AGM batteries. ONYX batteries are designed and intended for use on our ONYX battery machines with the corresponding ONYX charger. ONYX machines are tested and inspected at the factory then the batteries are disconnected from the machine to prevent slow discharge and improve battery longevity. On most machines, the external charger port remains connected to the batteries so the batteries can be monitored and charged if needed.

Machine and battery storage:

Extended storage requires intermittent monitoring and occasional charging of the batteries. ONYX recommends storing machines in a climate controlled environment maintaining temperatures between 50° -90° F. ONYX also recommends checking the battery voltage every 3-6 months. If voltage drops below 24V (36V, for RX34 and JXi), the battery pack and machine should be charged back to 100%.

How to Check Battery Voltage:

Machines are wired to have external charging port. Distributors should be able to cut into cardboard box for access to the charger connectors with minimal disruption to the packaging. Locate charger connector on machine and measure battery pack voltage using a volt-meter on the red and black charger terminal. Machines should measure around 26V-24V (38V-36V on RX34 and JXi). See charger connector locations on next page.

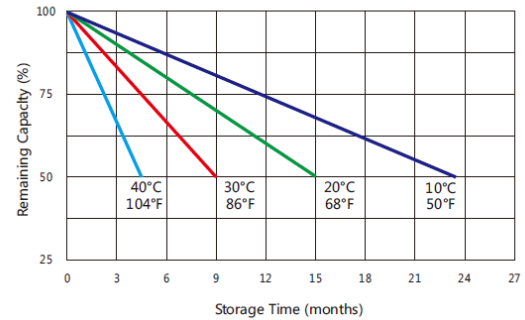
How to Charge Machines:

Machines are wired to have external charging port. Distributors should be able to cut into cardboard box for to access charger connectors with minimal disruption to the packaging. Using a spare ONYX charger of the correct voltage and amperage, connect charger to the machine and charge overnight. Once the machine is fully charged, disconnect the charger and tape up the cardboard box.


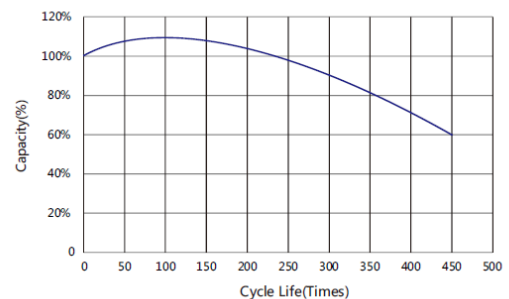
Charger Interface:

Colored light on charger will indicate function mode. Alternating red and green light on the charger indicates empty load where the charger is powered but not connected to the machine battery pack. Red light flashing means the charger is charging the battery pack. Solid Green light will glow when battery pack is fully charged. For more charger fault codes see the user manual included in the charger box.

Self-discharge vs Time



Cycle Life vs Remaining Capacity@25°C(77°F)



Scrubber Battery Charger Connection Locations:



For questions and/or further information, contact:
Danny Barth, Customer & Technical Support Manager
daniel@onyxsolutions.com | (704)992-
7619 | www.onyx solutions.com 12605 Commerce Station Drive | Suite
700 | Huntersville, NC 28078